



entrac
2020

FORWARD

Why Entrac?

Simply put, it's all about design and quality.

Determined to stand out in the crowded in the crowded competition, we started embarking on the cycling journey back in 2011.

What drives us forward is the belief that a well-designed-and-made product that meets demanding needs contributes to help riders cycle beyond transportaion.

Read on to see what we offer.

CONTENTS

bottle cages

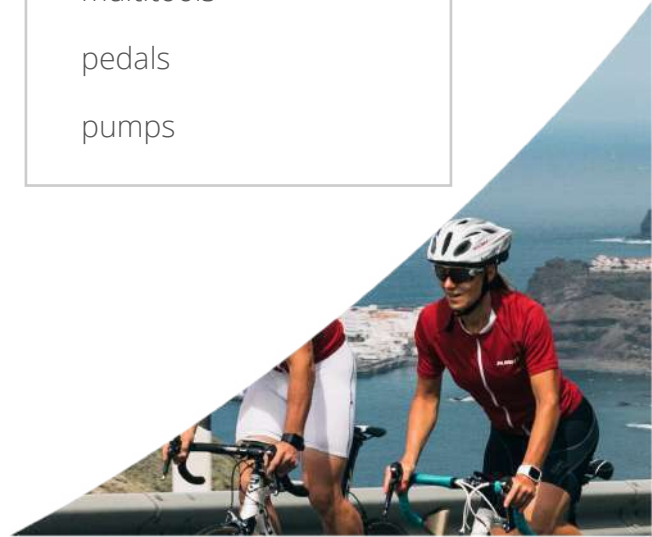
grips

mirrors

multitools

pedals

pumps



BOTTLE CAGE BC10

LITEazy



- Material: PC
- Weight: 31 gram
- Dimensions: 85 x 90 x 150 mm

The BC10 draws on the trendy need of convenient accessing and stowing of the bottle case. Low on both left and right sides and high on the front, the BC10 is both stylish and highly functional. Made of tough plastic, the BC10 weighs only 31 gram. The BC10 comes with two bolts that fasten it to the lower tube or seat tube with the standard bolt pitch.

- Smooth convenient access and stowing of water bottle
- Modern stylish look
- Lightweight
- Fits all types of bike



GRIPS GP10

DIAdot



- Material: TPR & aluminum
- Weight: 115 gram
- Length: 136 mm

The GP10 is non-slip with dotted pattern and easy to install with the aluminum lock rings. Closed at the slanted outer ends, the GP10 is nifty without the usual end caps. .

- Easy installation with precise CNC-machined aluminum lock rings
- Grippy non-slip pattern of diamond dots
- Eco-friendly TPR
- Closed outer end, no cap needed
- Fits standard dia. 22.2 mm handlebars



GRIPS GP20

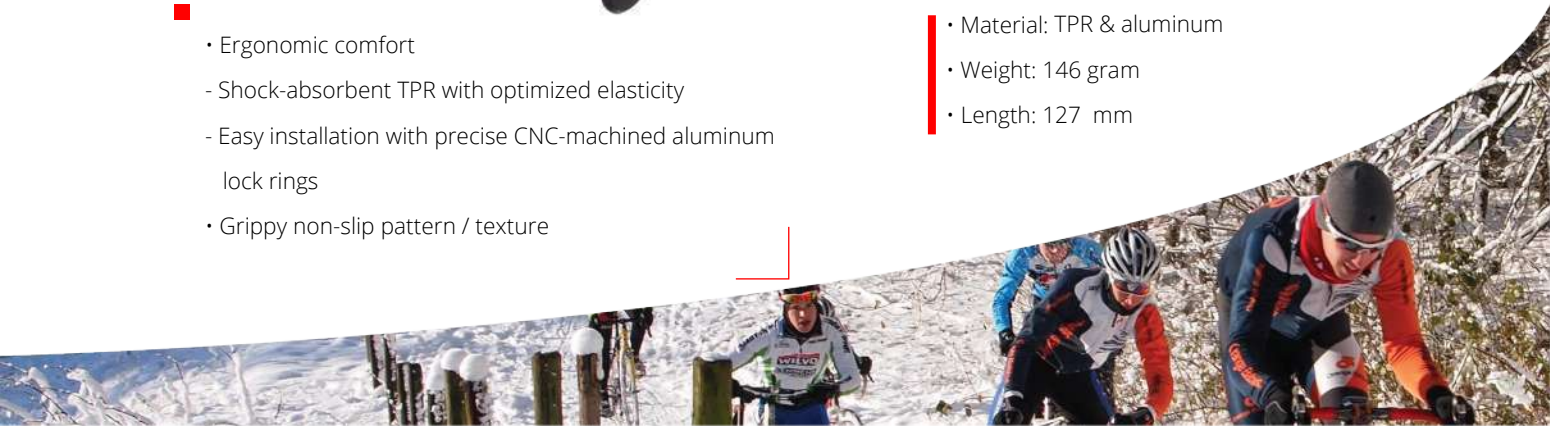
RIDGE



- Ergonomic comfort
- Shock-absorbent TPR with optimized elasticity
- Easy installation with precise CNC-machined aluminum lock rings
- Grippy non-slip pattern / texture

Made from durable and recyclable thermoplastic elastomer / rubber, or TPR, the Ridge is a two-tone ergo bike grip with an aluminum inner lock-on ring that is CNC-machined and color-anodized. The fine-tuned elasticity of the TPR coupled with the way it is shaped and textured makes the Ridge an optimized grip in terms of comfort and total non-slip traction for the rider. The wrist support is so formed that its edge is streamlined from outer end to center to fit the thumb of the rider to a T. The Ridge helps get riders anywhere they want to be, high and low, more comfortably.

- Material: TPR & aluminum
- Weight: 146 gram
- Length: 127 mm



MIRROR MR10

RONviu



- Material: glass lens / fiber-reinforced structure
- Weight: 67 gram
- Lens size: ø66 mm

The MR10 is a bar end bike mirror that incorporates a shatterproof, scratchproof hard glass lens with an anti-glare coating, giving a glare-reduced clear wide-angle rear view for the rider. The MR10 can be easily installed on flat as well as drop bars with an inner bar end diameter ranging 17 ~ 23 mm. Two types of anti-glare coating are available. The blue version gives minimal glare and the silver/chrome version reduced glare.

- Shatterproof, scratchproof hard glass lens
- Anti-glare coating
- Lightweight structure
- Easy installation
- Comes with a storage pouch



MIRROR MR20

CURvio



The MR20 incorporates a shatterproof, scratchproof hard glass lens with an anti-glare coating, giving the rider an incomparable clear wide-angled rear view. The lens housing together with the mirror arm gives the MR20 a stylish appealing look. In addition, the MR20 can be stowed away by folding it around the ball joint after the bike is parked to protect the lens and make parking easier. The MR20 fits flat dia. 22.2 mm (7/8") handlebars. The left and right hand versions combined with the blue and silver/chrome coating options create 4 variations for the MR20.

- Shatterproof, scratchproof hard glass lens
- Anti-glare coating
- Clear wide-angle
- Stylish award-winning look
- Foldable, can be stowed when not riding

- Material: glass lens / fiber-reinforced structure / aluminum alloy clamp
- Weight: 150 gram
- Lens width: 117 mm



MIRROR MR21

AEROmir



The MR21 incorporates a shatterproof, scratchproof hard glass lens of an anti-glare coating, giving the rider an incomparable comprehensive clear rear view. The arm is aerodynamic to reduce resistance and vibration and 360-degree adjustable to cope with installation constraints. In addition, the MR30 can be stowed away by folding it around the ball joint after the bike is parked to protect the lens and make parking easier. The MR30 fits flat dia. 22.2 mm (7/8") handlebars. The left and right hand versions combined with the blue and silver/chrome coating options create 4 variations for the MR21.

- Shatterproof, scratchproof hard glass lens
- Anti-glare coating
- Clear wide-angle
- Aerodynamic, 360-degree adjustable arm
- Foldable, can be stowed when not riding

- Material: glass lens / fiber-reinforced structure / aluminum alloy clamp
- Weight: 187 gram
- Lens width: 117 mm



MIRROR MR22

EXTENSAR



The MR22 incorporates a shatterproof, scratchproof hard glass lens with an anti-glare coating, giving the rider an incomparable clear wide-angle rear view. The arm, both length-adjustable and 360-degree adjustable, is versatile to cope with any installation difficulties. In addition, the MR22 can be stowed away by folding it around the ball joint after the bike is parked to protect the lens and make parking easier. The MR22 fits flat dia. 22.2 mm (7/8") handlebars. The left and right hand versions combined with the blue and silver/chrome coating options create 4 variations for the MR22.

- Material: glass lens / fiber-reinforced structure / aluminum alloy clamp
- Weight: 171 gram
- Lens width: 117 mm

- Shatterproof, scratchproof hard glass lens
- Anti-glare coating
- Clear wide-angle
- 360-degree and length adjustable arm
- Foldable, can be stowed when not riding



MULTITOOL MT10

6bay



The MT10, made from high-strength SUS 420 stainless steel, is a reliable 6-function multitool manufactured with precise cold-forging and CNC machining processes. Measuring 90.6 x 32.7 x 7.7 mm (3.57 x 1.29 x 0.3 inch) and weighing 79 g (2.79 oz), the MT10 is slim, compact, and lightweight with a long leverage that makes it handy to tighten/unfasten bolts and screws. The sleek MT10, when stowed away in the accompanying storage pouch, can be conveniently carried wherever the rider goes. In short, the MT10 is an ideal cycling gadget for riders who need basic tools to cycle with.

- Hex keys 4/5/6 mm, Torx 25/30, PH1
- Slim, compact, and lightweight structure
- Ergonomic handy long leverage
- Precise CNC-machined bits
- Auto 90° and 270° bit indexing

- Material: Cold-forged SUS 420
- Weight: 79 gram
- Dimensions: 90.6 x 32.7 x 7.7 mm



MULTITOOL MT11

8go



- Material: Cold-forged SUS 420
- Weight: 93 gram
- Dimensions: 90.6 x 38.5 x 7.7 mm

The MT11 is a reliable 8-function multitool manufactured with precise cold-forging and CNC machining processes. Slim, compact, and lightweight with a long leverage that the MT11 makes it handy to tighten/unfasten bolts and screws. Chic yet tough, the MT11, when stowed away in the accompanying storage pouch, can be conveniently carried wherever the rider goes. An unparalleled 8-bit cycling tool set, the MT11 is handy and durable.

- Hex keys 2.5/3/4/5/6 mm, Torx 25/30, PH1
- Slim, compact, and lightweight structure
- Ergonomic handy long leverage
- Precise CNC-machined bits
- Auto 90° and 270° bit indexing



PEDEL PD10

GRITpad



With 3M Emery Cloth sandpaper adhered to its moderately sized CNC-machined platform, the PD10 gives total non-slip yet comfortable pedaling contact for riders of E-bikes, trekking bikes, and city bikes. The fine hard grits of the durable 3M sandpaper on the flat platform, which rolls smoothly on self-lubricated sealed ball bearings, ensure stable contact as well as relaxing pedaling. Lighter than average non-road bike pedals, the PD10 takes a bit of pedaling load of off riders without sacrificing ruggedness due to its strong one-piece aluminum platform.

- One-piece precisely CNC-machined platform
- Non-slip 3M Emery sandpaper of hard grits
- Durable Cr-Mo spindle
- Self-lubricating sealed ball bearing

- aluminum platform
- weight: 324 gram / set
- platform dimensions: 91 x 78 x 18



PUMP PP10

PEEwee



- Super compact & light
- 100 PSI capacity
- Sleek CNC-machined aluminum structure
- Detachable flexible hose
- Optimized for all types of bikes
- Thread-in Presta and Schrader connectors
- Non-slip handle

The CNC-machined 100 psi PP10 bike hand pump is an efficient pumping tool with a piston size optimized for all types of bike. The detachable flexible hose with threaded Presta and Schrader connectors on both ends not only copes with difficult valve locations but also can be stowed away inside the aluminum structure. Additionally, thread-in valve connection ensures no air leak while pumping air into tire. The PP10 comes with a bracket and two bolts that fastens it to a down tube or seat tube with standard bolt pitch. In short, the PP10 is a handy compact and lightweight cycling companion.

- Material: aluminum
- Weight: 100 gram
- Dimensions: 190 x ø25 mm



PUMP PP11

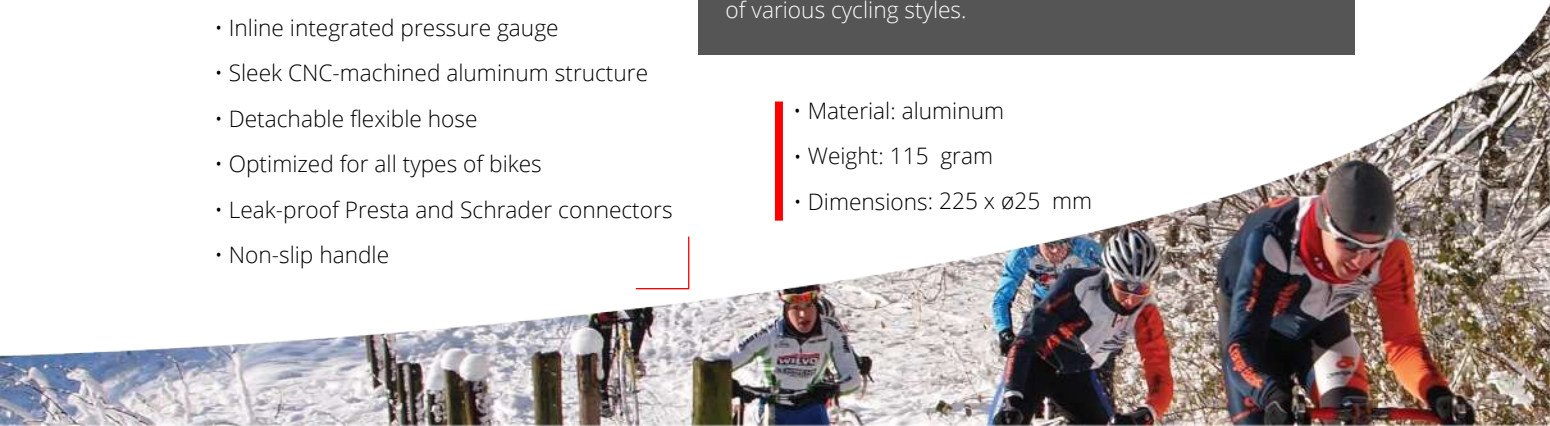
CLEvee



- 100 PSI capacity
- Inline integrated pressure gauge
- Sleek CNC-machined aluminum structure
- Detachable flexible hose
- Optimized for all types of bikes
- Leak-proof Presta and Schrader connectors
- Non-slip handle


The CNC-machined 100 psi PP11 bike hand pump is efficient pumping gear with a piston size optimized for all types of bike. The detachable flexible hose, which can be stowed away inside the aluminum structure, has an inline integrated pressure gauge that checks accurate pressure while pumping. On both ends of the hose are a threaded Presta connector and a threaded Schrader connector that cope with difficult valve locations. Additionally, thread-in valve connection ensures no air leak while pumping air into tire. The PP11 comes with a bracket and two bolts that fastens it to a down tube or seat tube with standard bolt pitch. Light and compact, the PP11 is a perfect cycling companion for riders of various cycling styles.


- Material: aluminum
- Weight: 115 gram
- Dimensions: 225 x ø25 mm




CORWELL INTERNATIONAL CORP.

11F, 456, HsinYi Rd., Sec. 4, Taipei 11052, Taiwan

 +886 2 7718 1732

 +886 2 7718 1731

 www.entrac.tw

 info@entrac.tw

